

# ALSIDENT<sup>®</sup> SYSTEM 50

A small flexible extraction arm





## Local Exhaust – for a cleaner working environment

Installation of individual fume extraction systems at the source of the pollutant during the working process prevents the spread of polluted air into the surroundings. A local exhaust system is therefore the best solution for a clean working environment.

### User-friendly extraction arm

ALSIDENT® SYSTEM fume extraction arms are self-sustaining with internal threaded stays and bearing springs. This construction constitutes a very user-friendly fume extraction arm that is easy to adjust to the source of the pollutant during the working process.

### Easy maintenance and long durability

The only maintenance an ALSIDENT® SYSTEM extraction arm needs is cleaning according to requirements. It is easy to disassemble the arm and reassemble it after cleaning without the need for tools.

All ALSIDENT® SYSTEM extraction arms are made of high-quality materials ensuring easy maintenance and long durability. All plastic parts are made of shock-proof Polypropylene (PP). The aluminium parts are anodized and the internal and external surfaces of all brackets are powder coated. Threaded stays, springs and finger screws are made of acid-proof stainless steel ensuring long durability in aggressive environments. All O-rings are maintenance-free.

### Measurements of pressure drop and efficiency

The Danish Technological Institute has measured the sound level, pressure drop and efficiency of the ALSIDENT® SYSTEM extraction arms. Please contact ALSIDENT SYSTEM A/S, your dealer or visit [www.alsident.com](http://www.alsident.com) for test results, dimensioning diagrams and installation heights.

# ALSIDENT® SYSTEM – a small and

### Application

**ALSIDENT® SYSTEM 50 is suited for air volumes between 45-85 m<sup>3</sup>/h (25-50 CFM).**

ALSIDENT® SYSTEM 50 is very applicable in trades with small pollutants, such as the electronics industry, laboratories, dental clinics, laser technique, classrooms at schools, hairdressing schools and hairdressing saloons, nail studios, decorator workshops and goldsmith's workshops.

### Adjusted to the work conditions

The ALSIDENT® SYSTEM 50 extraction arms are quickly mounted with standard brackets for table, wall or ceiling. The ALSIDENT® SYSTEM 50 Flexible extraction arm is ready for mounting on a table.

The standard ALSIDENT® SYSTEM 50 is available in various types that are complementary to each other with reaches up to 1.660 mm (5.5 feet). Therefore it is possible to choose an extraction arm applicable for each work situation. See insert for further information.

### Material versions

ALSIDENT® SYSTEM 50 is available in two material versions – aluminium (AL) and antistatic (AS). The choice of material version depends on each work process and type of pollution.



# M 50

## very flexible extraction arm

### Aluminium (AL) – for most applications

ALSIDENT® SYSTEM 50 AL is used in environments with no special demands for chemical resistance or conductivity. The ALSIDENT® SYSTEM 50 AL extraction arms consist of aluminium tubes and joints of red, white or black Polypropylene (PP).

### Antistatic (AS) – a safe choice for ESD-environments

ALSIDENT® SYSTEM 50 AS extraction arms are used in environments with special demands for conductivity, e.g. the sensitive ESD-environments in the electronics industry. The extraction arms are equipped with an earth wire with a resistance of 1MΩ.

The tubes of this version are made of aluminium with a conductive surface treatment. The joints are made of black conductive Polypropylene (PP).

ALSIDENT® SYSTEM 50 AS has been tested and approved for use in ESD-environments according to IEC 61340-5-1.

### Customized solutions – short delivery time

In addition to the standard range, ALSIDENT® SYSTEM 50 also offers special solutions. Please contact your ALSIDENT® dealer to find the best solution. ALSIDENT® offers short delivery time for both standard products and special solutions.

### Materials

|                                  | 50 AL / 50 Flex AL                       | 50 AS / 50 Flex AS                           |
|----------------------------------|--|--|
| <b>Tubes – ø 50 mm</b>           | Anodized Aluminium                       | Chromated Aluminium (TCP)                    |
| <b>Joints and flanges</b>        | Polypropylene (PP)                       | Conductive Polypropylene (PP)                |
| <b>Flexible hose</b>             | Conductive ABS                           | Conductive ABS                               |
| <b>Threaded stay and springs</b> | Acid-proof stainless steel <sup>1)</sup> | Acid resisting stainless steel <sup>1)</sup> |
| <b>O-Rings</b>                   | Polyethylene (PE)                        | Conductive Polyethylene (PE)                 |

1) AISI 316L



## Accessories for ALSIDENT® SYSTEM 50 ... a hood for every purpose

The range of accessories for ALSIDENT® SYSTEM 50 includes mounting brackets, reducers, hoods and suction pens.

The mounting brackets are made of black or white powder coated steel. The bracket versions are either table brackets for fixing on the edge of a table, wall brackets or a wide selection of columns and extensions for ceiling mounting. The ceiling columns are available in 4 standard lengths between 250 mm and 1000 mm (10 inches and 40 inches).

The reducers are made of Polypropylene (PP) and are used in the connection from the extraction arm to the ventilation system.

The selection of hoods for ALSIDENT® SYSTEM 50 is very wide. It offers the best solution of adapting the choice of hood to the workplace in question and the

type of pollution. The ALSIDENT® SYSTEM 50 Flex extraction arm is only delivered with a suction pen.

The choice of hood material depends on model and material version. The hoods for the ALSIDENT® SYSTEM 50 Aluminium arms are available in the following materials: transparent PETG (polyethyleneterephthalate), anodized or powder coated aluminium. The hoods for ALSIDENT® SYSTEM 50 antistatic arms are available in conductive Polypropylene (PP) or chromated aluminium.

See insert for further information.

Please also feel free to visit [www.alsident.com](http://www.alsident.com) or contact your dealer.

**LABORATORY  
ENTERPRISES**






3122 Brinkerhoff Road  
Kansas City, KS 66115  
Phone: 913-621-7337  
Fax: 913-621-1827  
[www.labenterprises.net](http://www.labenterprises.net)






**alsident®  
system**  
[www.alsident.com](http://www.alsident.com)



### System 50 Extraction Arms













| MOUNTING / NO. OF JOINTS  | Reach [mm / "'] | Basic Article no. | AL + colour of joints |   |     | AS |
|---|-----------------|-------------------|-----------------------|---|-----|----|
|   |                 |                   | ●                     | ○ | ●   | ●  |
| <b>TABLE MOUNTED - 2 JOINTS</b>   |                 |                   |                       |   |     |    |
|    | 445 / 17.52     | 50-27-1-          | 4                     | 5 | 050 | 6  |
|   | 545 / 21.46     | 50-37-1-          | 4                     | 5 | 050 | 6  |
|   | 645 / 25.39     | 50-47-1-          | 4                     | 5 | 050 | 6  |
|   | 745 / 29.33     | 50-57-1-          | 4                     | 5 | 050 | 6  |
| <b>TABLE MOUNTED - 3 JOINTS</b>   |                 |                   |                       |   |     |    |
|    | 765 / 30.12     | 50-3727-1-        | 4                     | 5 | 050 | 6  |
|   | 945 / 37.20     | 50-4737-1-        | 4                     | 5 | 050 | 6  |
|   | 1125 / 44.29    | 50-5747-1-        | 4                     | 5 | 050 | 6  |
|   | 1425 / 56.10    | 50-8747-1-        | 4                     | 5 | 050 | 6  |
| <b>WALL MOUNTED - 2 JOINTS</b>  |                 |                   |                       |   |     |    |
|    | 430 / 16.93     | 50-27-2-          | 4                     | 5 | 050 | 6  |
|   | 530 / 20.87     | 50-37-2-          | 4                     | 5 | 050 | 6  |
|   | 630 / 24.80     | 50-47-2-          | 4                     | 5 | 050 | 6  |
|   | 730 / 28.74     | 50-57-2-          | 4                     | 5 | 050 | 6  |
| <b>WALL MOUNTED - 3 JOINTS</b>  |                 |                   |                       |   |     |    |
|   | 750 / 29.53     | 50-3727-2-        | 4                     | 5 | 050 | 6  |
|   | 910 / 35.83     | 50-4737-2-        | 4                     | 5 | 050 | 6  |
|   | 1125 / 44.29    | 50-4767-2-        | 4                     | 5 | 050 | ⊗  |
|   | 1080 / 42.52    | 50-5747-2-        | 4                     | 5 | 050 | 6  |
|   | 1380 / 54.33    | 50-8747-2-        | 4                     | 5 | 050 | 6  |
|   | 1660 / 65.35    | 50-8787-2-        | 4                     | 5 | 050 | ⊗  |
| <b>CEILING MOUNTED - 3 JOINTS</b>   |                 |                   |                       |   |     |    |
|  | 750 / 29.53     | 50-3727-3-        | 4                     | 5 | 050 | 6  |
|   | 910 / 35.83     | 50-4737-3-        | 4                     | 5 | 050 | 6  |
|   | 1125 / 44.29    | 50-4767-3-        | 4                     | 5 | 050 | ⊗  |
|   | 1080 / 42.52    | 50-5747-3-        | 4                     | 5 | 050 | 6  |
|   | 1380 / 54.33    | 50-8747-3-        | 4                     | 5 | 050 | 6  |
|   | 1660 / 65.35    | 50-8787-3-        | 4                     | 5 | 050 | ⊗  |

### System 50 Flex Extraction Arms

| MOUNTING / NO. OF JOINTS  | Reach [mm / "'] | Basic Article no. | AL + colour of joints |   |     | AS |
|---|-----------------|-------------------|-----------------------|---|-----|----|
|   |                 |                   | ●                     | ○ | ●   | ●  |
| <b>TABLE MOUNTED - NO JOINTS</b>  |                 |                   |                       |   |     |    |
|  | 600 / 23.62     | 50-1-23-          | 4                     | 5 | 050 | 6  |
| <b>TABLE MOUNTED - 1 JOINT</b>  |                 |                   |                       |   |     |    |
|  | 700 / 27.56     | 50-21-1-23-       | 4                     | 5 | 050 | 6  |
| <b>TABLE MOUNTED - 2 JOINTS</b>   |                 |                   |                       |   |     |    |
|  | 900 / 35.43     | 50-3721-1-23-     | 4                     | 5 | 050 | 6  |



### Hoods and suction pens

| SUCTION PEN   | Dim. [mm/"]     | Basic Article no. | ALU (Like photo) Colour: |   |     | AS (Black) |
|---|-----------------|-------------------|--------------------------|---|-----|------------|
|   |                 |                   | ●                        | ○ | ●   |            |
|    | 210 / 8         | 1-5021-           | -                        | - | -   | 6          |
|    | 310 / 12        | 1-5031-           | -                        | - | -   | 6          |
|    | 210 / 8         | 1-5022-           | 4                        | 5 | X   | X          |
|    | 310 / 12        | 1-5032-           | 4                        | 5 | X   | X          |
| SUCTION NOZZLE  | Dim. [mm/"]     | Basic Article no. | ALU (Like photo) Colour: |   |     | AS (Black) |
|   |                 |                   | ●                        | ○ | ●   |            |
|    | 200 / 8         | 1-5020-           | 4                        | 5 | X   | 6          |
| HOOD  | Dim. [mm/"]     | Basic Article no. | ALU (Like photo) Colour: |   |     | AS (Black) |
|   |                 |                   | ●                        | ○ | ●   |            |
|  | Dia.: 200 / 8   | 1-5024-           | 4                        | 5 | X   | X          |
|  | Dia.: 200 / 8   | 1-5024-           | X                        | X | X   | 6          |
|  | 245x220 / 10x9* | 1-502422-         | 4                        | 5 | 050 | X          |
|  | 200x150 / 8x6*  | 1-502015-         | 4                        | 5 | 050 | X          |
|  | Dia.: 280 / 11* | 1-5028-           | 4                        | 5 | 050 | X          |
|  | Dia.: 385 / 15* | 1-5035-           | 4                        | 5 | 050 | 6          |
|  | 330x240 / 13x9* | 1-503324-         | 4                        | 5 | 050 | 6          |

\*) PETG: polyethyleneterephthalate

- Only one colour
- Not available






ALSIDENT® SYSTEM 50 consists of three parts to be ordered separately: Extraction arm, hood and bracket.

ALSIDENT® SYSTEM 50 Flex consists of two separate parts to be ordered: Extraction arm and table bracket if needed.



Article no. of suction arms – see opposite page.

For further information about accessories, please visit: [www.alsident.com](http://www.alsident.com)

### Brackets

| BRACKET / U-PROFILE   | Description            | Article no.       | Colour     |    |
|---|------------------------|-------------------|------------|----|
|    | Table bracket          | 2-5010            | white      | ○  |
|   |                        | 2-5010-050        | black      | ●  |
|    | U-profile              | 30-50-5           | white      | ○  |
|    | Wall bracket           | 2-5020            | white      | ○  |
|   |                        | 2-5020-050        | black      | ●  |
| CEILING-COLUMN  | Length [mm/"] + colour | Basic Article no. | Connection |    |
|   | 250/10 white           | 2-250-            | 80         | 20 |
|   | 250/10 black           | 2-250-050-        | 80         | 20 |
|   | 500/20 white           | 2-500-            | 80         | 20 |
|   | 500/20 black           | 2-500-050-        | 80         | 20 |
|   | 750/30 white           | 2-750-            | 80         | 20 |
|   | 750/30 black           | 2-750-050-        | 80         | 20 |
|   | 1000/40 white          | 2-1000-           | 80         | 20 |
|   | 1000/40 black          | 2-1000-050-       | 80         | 20 |
| EXT. F. CEILING COLUMN  | Length [mm/"] + colour | Basic Article no. | Connection |    |
|  | 500/20 white           | 2-500-21-         | 80         | 20 |
|   | 750/30 white           | 2-750-21-         | 80         | 20 |
|   | 1000/40 white          | 2-1000-21-        | 80         | 20 |

### Other accessories

| REDUCER   | Diameter of pipe [mm/"] | Article no. | Colour       |
|---|-------------------------|-------------|--------------|
|  | 63-50 / 2.48-1.97       | 4-6350      | white ○      |
|   | 80-50 / 3.15-1.97       | 4-8050      | white ○      |
|   | 80-50 / 3.15-1.97       | 4-8050-050  | black ●      |
| PROTECTIVE GRILL  | Diameter of pipe [mm/"] | Article no. | Colour       |
|  | 50 / 1.97               | 5-16        | white ○      |
|   | 50 / 1.97               | 5-16-6      | AS (black) ● |



3122 Brinkerhoff Road  
 Kansas City, KS 66115  
 Phone: 913-621-7337  
 Fax: 913-621-1827  
[www.labenterprises.net](http://www.labenterprises.net)