



# ALSIDENT<sup>®</sup> SYSTEM 75

Easily positioned all-round  
fume extraction arm



 **alsident<sup>®</sup>  
system**



## **Local Exhaust** – for a cleaner working environment

Installation of individual fume extraction systems at the source of the pollutant during the working process prevents the spread of polluted air into the surroundings. A local exhaust system is therefore the best solution for a clean working environment.

### **User-friendly extraction arm**

ALSIDENT® SYSTEM fume extraction arms are self-sustaining with internal threaded stays and bearing springs. This construction constitutes a very user-friendly fume extraction arm that is easy to adjust to the source of the pollutant during the working process.

### **Easy maintenance and long durability**

The only maintenance an ALSIDENT® SYSTEM extraction arm needs is cleaning according to requirements. It is easy to disassemble the arm and reassemble it after cleaning without the need for tools.

All ALSIDENT® SYSTEM extraction arms are made of high-quality materials ensuring easy maintenance and long durability. All plastic parts are made of shock-proof Polypropylene (PP). The aluminium parts are anodized and the internal and external surfaces of all brackets are powder coated. Threaded stays, springs and finger screws are made of acid-proof stainless steel ensuring long durability in aggressive environments. All O-rings are maintenance-free.

### **Measurements of pressure drop and efficiency**

The Danish Technological Institute has measured the sound level, pressure drop and efficiency of the ALSIDENT® SYSTEM extraction arms. Please contact your dealer, ALSIDENT® SYSTEM A/S or visit [www.alsident.com](http://www.alsident.com) for test results, dimensioning diagrams and installation heights.

# **ALSIDENT® SYSTEM** – for medium

## **Applications**

**ALSIDENT® SYSTEM 75 is suited for air volumes between 80-180 m<sup>3</sup>/h (45-105 CFM).**

Depending on material version, ALSIDENT® SYSTEM 75 is very applicable in trades such as laser techniques, laboratories, chemical industries, pharmaceutical industries, the food industry, vocational schools, universities and machine shops.

## **Adjusted to the work conditions**

The ALSIDENT® SYSTEM 75 fume extraction arms are quickly mounted with standard brackets for table, wall or ceiling.

The standard ALSIDENT® SYSTEM 75 is available in various types that are complementary to each other with reaches up to 1,990mm (6,5 feet). Therefore it is possible to choose an extraction arm applicable for each work situation. See insert for further information.

## **Material Versions**

ALSIDENT® SYSTEM 75 is available in three material versions – aluminium (AL), antistatic (AS) and chemical resistant (CR). The choice of material version depends on each work process and type of pollution.

# M 75 jobs

## Aluminium (AL) – For most applications

ALSIDENT® SYSTEM 75 AL is used in environments with no special demands for chemical resistance or conductivity. The ALSIDENT® SYSTEM 75 AL extraction arms consist of aluminium tubes and joints of red or white Polypropylene (PP).

## Antistatic (AS) – A safe choice for ESD and EX-environments

ALSIDENT® SYSTEM 75 AS extraction arms are used in environments with special demands for conductivity, e.g. in sensitive ESD-environments or in environments with explosive atmosphere. The extraction arms are equipped with an earth wire with a resistance of 1MΩ.

The tubes and joints of the antistatic version are made of black conductive Polypropylene (PP).

ALSIDENT® SYSTEM 75 AS has been tested and approved for use in ESD-environments according to IEC 61340-5-1.

ALSIDENT® SYSTEM 75 has also been approved for use in explosive areas and is marked:

**EX II 1 GD**

## Chemical Resistant (PP) – for aggressive areas

The ALSIDENT® SYSTEM 75 Chemical Resistant (PP) extraction arms are used in work areas with special requirements for chemical resistance because of the type of pollution, e.g. chemical fumes. The tubes and joints of this material version are made of white Polypropylene (PP).

## Customized Solutions – short delivery time

In addition to the standard range, ALSIDENT® SYSTEM 75 also offers special customized solutions. Please contact your ALSIDENT® dealer to find the best solution. ALSIDENT® offers short delivery time for both standard products and special solutions.

## Materials

	System 75 AL	System 75 AS	System 75 PP
<b>Tubes - Ø75 mm</b>	Anodized Aluminium	Conductive Polypropylene (PP)	Polypropylene (PP)
<b>Joints and flanges</b>	Polypropylene (PP)	Conductive Polypropylene (PP)	Polypropylene (PP)
<b>Threaded stay and springs</b>	Acid-proof stainless steel <sup>1)</sup>	Acid-proof stainless steel <sup>1)</sup>	Acid-proof stainless steel <sup>1)</sup>
<b>Gas springs</b>	Steel <sup>2)</sup>	Steel <sup>2)</sup>	Steel <sup>2)</sup>
<b>O-rings</b>	Polyethylene (PE)	Conductive Polyethylene (PE)	Polyethylene (PE)

1) AISI 316L

2) Also available in stainless steel



## Accessories for ALSIDENT® SYSTEM 75 ... a wide selection of hoods and brackets

The range of accessories for ALSIDENT® SYSTEM 75 includes mounting brackets, hoods and reducers.

The mounting brackets are made of black or white powder coated steel. The bracket versions are either table brackets for fixing on the edge of a table, wall brackets or a wide selection of columns and extensions for ceiling mounting. The ceiling columns are available in 4 standard lengths between 250 mm and 1000 mm (10" and 40").

The reducers are made of Polypropylene (PP) and are used in the connection from the extraction arm to the ventilation system.

The selection of hoods for the 3 material versions of ALSIDENT® SYSTEM 75 is very wide.

It offers the best solution of adapting the choice of hood to the workplace in question and the type of pollution.

The choice of hood material depends on model and material version. The hoods for the ALSIDENT® SYSTEM 75 Aluminium arms are available in the following materials: transparent PETG (polyethyleneterephthalate), anodized or powder coated aluminium. The hoods for ALSIDENT® SYSTEM 75 antistatic arms are available in conductive Polypropylene (PP) or chromated aluminium and hoods for ALSIDENT® SYSTEM 75 PP are made of white Polypropylene (PP) or powder coated aluminium.

See insert for further information.

Please also feel free to visit [www.alsident.com](http://www.alsident.com) or contact your dealer.

**LABORATORY  
ENTERPRISES**

3122 Brinkerhoff Road  
Kansas City, KS 66115  
Phone: 913-621-7337  
Fax: 913-621-1827  
[www.labenterprises.net](http://www.labenterprises.net)







**alsident®  
system**

[www.alsident.com](http://www.alsident.com)



### System 75 Extraction Arms

	Reach [mm / °]	Basic Article no.	ALU (as illustrated) Colour of joints:		PP (white) Colour of joints:		AS (black)
			●	○	●	○	●
<b>TABLE MOUNTED - 2 JOINTS</b>							
	550 / 21.65	75-35-1-	4	5	7-4	7-5	6
	650 / 25.59	75-45-1-	4	5	7-4	7-5	6
	750 / 29.53	75-55-1-	4	5	7-4	7-5	6
<b>TABLE MOUNTED - 3 JOINTS</b>							
	830 / 32.68	75-3535-1-	4	5	7-4	7-5	6
	1105 / 43.50	75-5545-1-	4	5	7-4	7-5	6
	1290 / 50.79	75-6555-1-	4	5	7-4	7-5	6
	1620 / 63.78	75-9065-1-	4	5	7-4	7-5	⊗
<b>WALL MOUNTED - 3 JOINTS</b>							
	795 / 31.30	75-3535-2-	4	5	7-4	7-5	6
	1200 / 47.24	75-3590-2-	4	5	7-4	7-5	6
	1060 / 41.73	75-5545-2-	4	5	7-4	7-5	6
	1230 / 48.43	75-6555-2-	4	5	7-4	7-5	6
	1550 / 61.02	75-9065-2-	4	5	7-4	7-5	22-6 <sup>1)</sup>
	1730 / 68.11	75-9090-2-	4	5	⊗	⊗	⊗
1990 / 78.35	75-9090-2-22- <sup>2)</sup>	4	5	7-4	7-5	6	
<b>CEILING MOUNTED - 3 JOINTS</b>							
	795 / 31.30	75-3535-3-	4	5	7-4	7-5	6
	1200 / 47.24	75-3590-3-	4	5	7-4	7-5	6
	1060 / 41.73	75-5545-3-	4	5	7-4	7-5	6
	1230 / 48.43	75-6555-3-	4	5	7-4	7-5	6
	1550 / 61.02	75-9065-3-	4	5	7-4	7-5	22-6 <sup>1)</sup>
	1730 / 68.11	75-9090-3-	4	5	⊗	⊗	⊗
	1990 / 78.35	75-9090-3-22- <sup>2)</sup>	4	5	7-4	7-5	6

1) With one external gas spring

2) With two external gas springs

○ Only one colour  
⊗ Not available

ALSIDENT® SYSTEM 75 consists of three parts to be ordered separately: Extraction arm, hood and bracket.

Article no. of hoods and brackets  
– please see opposite page.












For further information about accessories, please visit:  
[www.alsident.com](http://www.alsident.com)



3122 Brinkerhoff Road  
Kansas City, KS 66115  
Phone: 913-621-7337  
Fax: 913-621-1827  
[www.labenterprises.net](http://www.labenterprises.net)








### Hoods

SUCTION PEN	Dim. [mm/"]	Basic Article no.	ALU (like photo) Colour/plastic parts:		PP (like photo) Colour/plastic parts:		AS (Black)
			●	○	●	○	
	250 / 9.84	1-7525	-	-	X	X	X
	250 / 9.84	1-7525-	X	X	7-4	7-5 (photo)	6
	250 / 9.84	1-7526-	4	5	X	X	X
SUCTION NOZZLE	Dim. [mm/"]	Basic Article no.	ALU (like photo) Colour/plastic parts:		PP (white) Colour/plastic parts:		AS (Black)
			●	○	●	○	
	250 / 9.84	1-7525-	4	5	X	X	X
HOOD	Dim. [mm/"]	Basic Article no.	ALU (like photo) Colour/plastic parts:		PP (white) Colour/plastic parts:		AS (Black)
			●	○	●	○	
	Dia.: 200 / 8	1-7524-	4	5	7-4	7-5	X
	Dia.: 200 / 8	1-7524-	X	X	X	X	6
	Dia.: 200 / 8	1-7524*	-	-	X	X	X
	420x320 / 16.54x12.60	1-754232-	4	5	7-4	7-5	X
	Dia: 280 / 11	1-7528-	4	5	X	X	X
	Dia.: 385 / 15	1-7535-	4	5	7-4	7-5	6
	330x240 / 13x9.45	1-753324-	4	5	7-4	7-5	6



\*) Suitable for autoclaving

○ Only one colour  
 X Not available

### Brackets

BRACKET / U-PROFILE	Description	Article no.	Colour	
	Table bracket	2-7510	white	○
		2-7510-050	black	●
	U-profile	30-75-5	white	○
	Wall Bracket	2-7525	white	○
		2-7525-050	black	●
CEILING COLUMN	Length [mm / "] - colour	Basic Article no.	Connection	
	250 / 10	2-250-	X	20
	250 / 10	2-250-050-	X	20
	500 / 20	2-500-	80	20
	500 / 20	2-500-050-	80	20
	750 / 30	2-750-	80	20
	750 / 30	2-750-050-	80	20
	1000 / 40	2-1000-	80	20
	1000 / 40	2-1000-050-	80	20
	EXTENSION F. CEILING COL.	Length [mm / "] / colour	Basic Article no.	Connection
	500 / 20	2-500-21-	80	20
	750 / 30	2-750-21-	80	20
	1000 / 40	2-1000-21-	80	20

### Other Accessories

REDUCER	Diameter of pipe [mm / "]	Article no.	Colour
	80-75 / 3.15-2.95	4-8075	white ○
	100-75 / 3.94-2.95	4-10075	white ○
	80-75 / 3.15-2.95	4-8075-050	black ●
	100-75 / 3.94-2.95	4-10075-050	black ●
PROTECTIVE GRILL	Diameter of pipe [mm / "]	Article no.	Colour
	75	5-17	white ○
		5-17-6	AS (black) ●
		5-17-7	PP (white) ○

ALSIDENT® SYSTEM 75 consists of three parts to be ordered separately: Extraction arm, hood and bracket.  
 Article no. of extraction arms – please see opposite page.  
 For further information about accessories, please visit:  
[www.alsident.com](http://www.alsident.com)